

CJMC Teacher Guide for ONLINE Students

This year, the CMS is offering to teachers/organisations the choice of having students write the Canada Jay Mathematics Competition (CJMC) **on paper** (that is, conventionally, with a pencil and a printed exam and bubble response sheet), or **online**, in the classroom but using laptops or tablets to access the questions and record their responses.

This Guide is for those teachers using the Online approach.

Requirements:

- Teachers will need to pre-select one of several possible starting times for their students on competition day (November 21st, 2024). You need to adapt the following to the equivalent in your own time zone:
 - a. 9:00 am - 10:30 am EST
 - b. 12:00 noon - 1:30 pm EST
 - c. 2:00 pm - 3:30 pm EST
 - d. 4:00 pm - 5:30 pm EST
 - e. 6:00 pm - 7:30 pm EST


The competition starts automatically so ensure your students are set up and waiting a few minutes before the start time.

- Each student will need a laptop or tablet or alternate device with internet access.
- The process uses the online service <https://www.crowdmark.com/> Students will need reliable access to that site during the competition and will need to use it for the *Getting Ready* step (usually in the days before the competition).

How it works

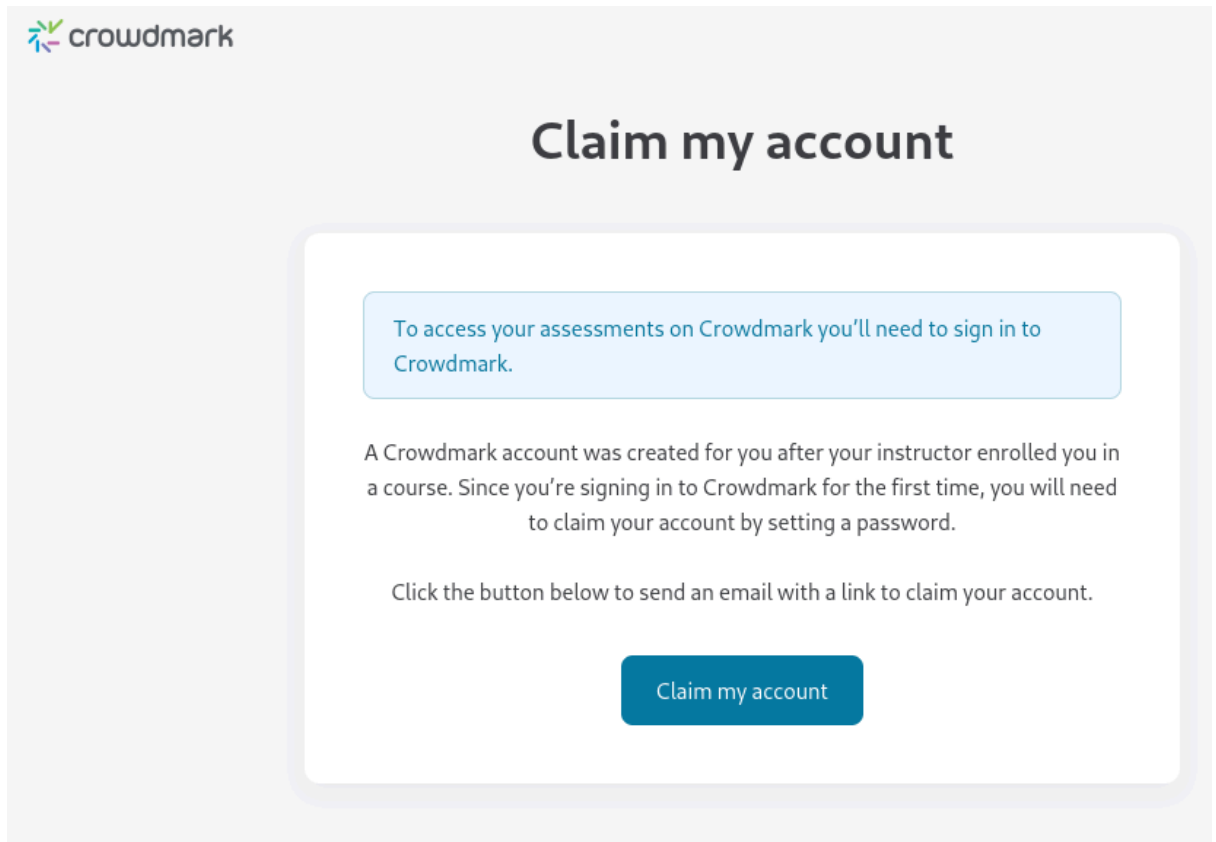
When you order exams for CJMC, you need to also “enroll” your students through your Teacher Portal. That means providing their names, which grade they are in and a few other bits of information. This step is required for Online or On Paper students. *For Online students, we also require a unique email address for each student that they can access.* The deadline for registration and enrolment is November 15th.

1. When registration closes and your students are enrolled, we will activate Crowdmark for your group. This means that Crowdmark will email all the students’ email addresses to get an account (free) created there by inviting them. Here is a sample email:

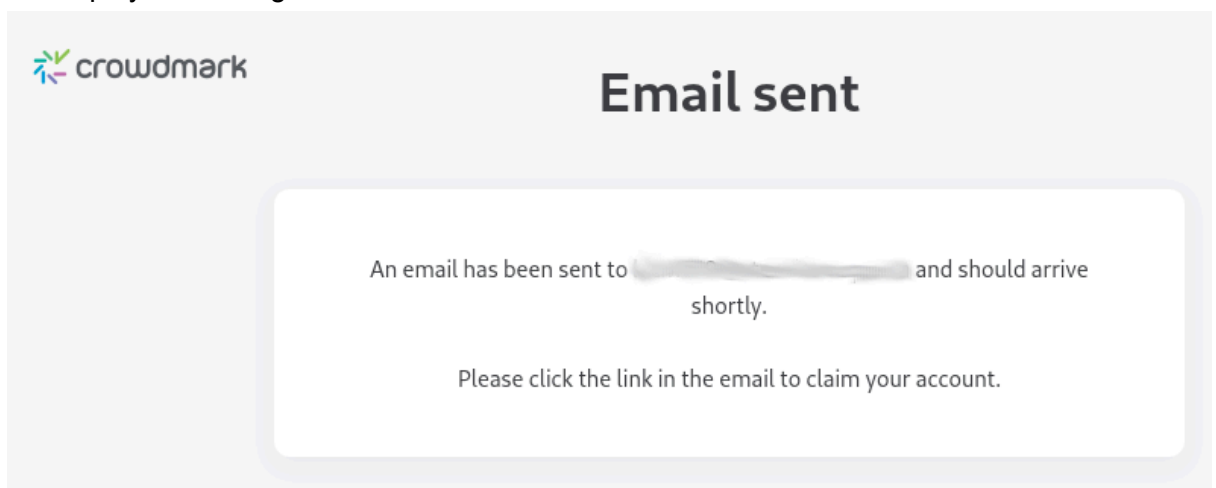


So the student should click the blue rectangle or the link below it.





2. Students are unlikely to already have crowdmark accounts, so their browser will display a Crowdmark page asking them to “Claim their account” by doing an email verification.

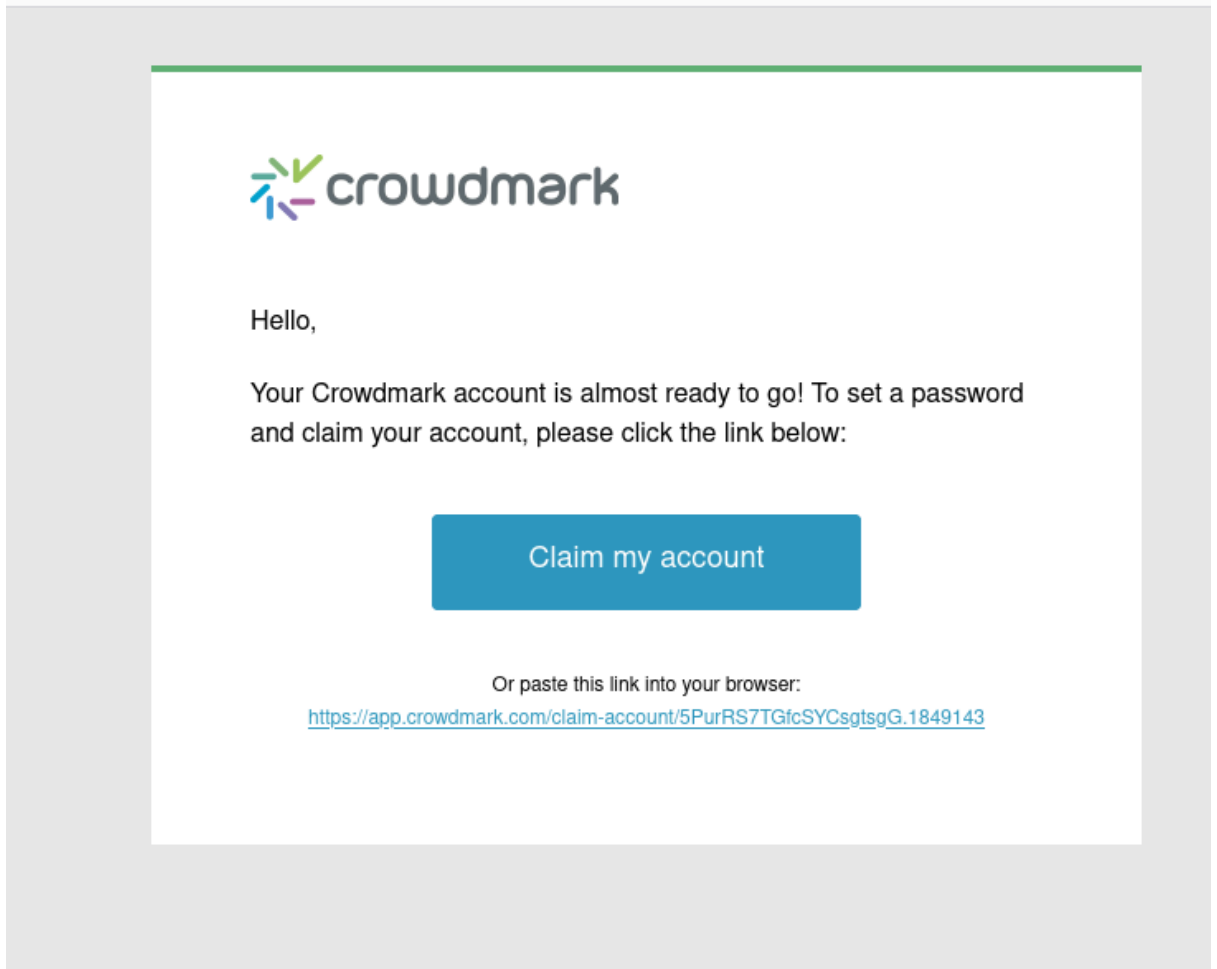


So again, the student should click the blue rectangle on this web page. The browser will display something like this:



3. That will send another email to the student:

From Crowdmak Mailer <no-reply@crowdmak.com> 
To  
Subject **Claim account** 



As usual, the student should click on the blue box.

4. Now the student gets a new page in the browser like below. The student should complete this, then click the blue button.

crowdmark

Claim my account

Please enter your full name and a password to claim your account.


Great!

I agree to the [Terms of Service](#)

This completes the account setup for the student and it proceeds to present the Getting Ready exercise.

5. The student will see the introduction/instructions for the *Getting Ready for CJMC* exercise. This is just to make sure they become familiar with how it works ahead of time so that on the actual competition day there are no surprises or misunderstandings. The web browser will display something like this:

[Courses](#) / [J2024](#) / [Getting Ready for CJMC](#)

 Sammy Sampleton ▾

[← Back to course](#) ?

Getting Ready for CJMC

CJMC -- Canada Jay Mathematics Competition 2024

Welcome to a short example showing you how things work when you write the real CJMC online at the time chosen by your teacher.

This example quiz is NOT for marks.

Your real CJMC competition will be 90 minutes long and consists of 15 multiple-choice questions.

This example has a ten minute time limit and is only two questions long.

Remember that on the CJMC, if you leave a question blank, you will get 1 point, but if you choose the wrong answer, you get zero points.

Be sure to click the bottom button **Submit for Evaluation** to hand it in.

Due date
Friday, November 8, 2024 12:30 am (Pacific Standard Time)

Late penalty
100% deducted per minute

Time left [Show](#)

Depending on your timing, there might be a button saying “Start Assessment” or it might already be displayed on this page (just scroll down).

This will have a couple of sample math questions and allow the student to respond to them.

6. Here is an example of the web page the student will see containing the Getting Ready content. This is very much like the real CJMC exam except for the questions themselves and the fact they'll get 90 minutes to finish the real exam.

Courses / J2024 / Getting Ready for CJMC Sammy Sampleton

[← Back to course](#) 🔒

Getting Ready for CJMC

CJMC -- Canada Jay Mathematics Competition 2024

Welcome to a short example showing you how things work when you write the real CJMC online at the time chosen by your teacher.

This example quiz is NOT for marks.

Your real CJMC competition will be 90 minutes long and consists of 15 multiple-choice questions.

This example has a ten minute time limit and is only two questions long.

Remember that on the CJMC, if you leave a question blank, you will get 1 point, but if you choose the wrong answer, you get zero points.

Be sure to click the bottom button **Submit for Evaluation** to hand it in.

Due date
Friday, November 8, 2024 12:30 am (Pacific Standard Time)

Late penalty
100% deducted per minute


Time left 5

Sample 1 (4 points)

Shoe sizing systems in North America use a standard measurement between sizes based on barleycorns.

One barleycorn is equal to $\frac{1}{3}$ inch. When shoe sizing systems were first created, the largest shoe size was set to 12 for a shoe length of 12 inches. For each decrease of one shoe size the shoe length decreases by one barleycorn. So a size 11 shoe has a shoe length of $11\frac{2}{3}$ inches ($12 \text{ inches} - \frac{1}{3} \text{ inches} = 11\frac{2}{3} \text{ inches}$).

What is the shoe length of a size 7 shoe?



$10\frac{1}{3}$ inches

7 inches

5 inches

$9\frac{2}{3}$ inches

Sample 2 (5 points) 🔒 Saved

A mail delivery company charges the following for delivering letters and parcels:

- \$ 2.50 for weight up to 60 g.
- \$ 0.50 each extra 10 g or part thereof.

A woman wants to use this company to send a 138 g manuscript, either as a single package or as two or more packages. What is the lowest cost of postage for this weight with this company?

\$ 5.90

\$ 6.00

\$ 6.50

\$ 7.00

\$ 7.50

Ready to submit?

→ You will not be able to resubmit your work after the due date has passed

[Submit for evaluation](#) 🚩

Time left

To hand in the work, the student clicks the bottom button **Submit for Evaluation**.

7. Now the browser says “Submitted Successfully”. The student can close the browser window and/or “sign out” using the menu under the top right corner. If there is time left, there will also be a button allowing them to go back and edit their responses.

[← Back to course](#) ?

Getting Ready for CJMC

CJMC -- Canada Jay Mathematics Competition 2024

Welcome to a short example showing you how things work when you write the real CJMC online at the time chosen by your teacher.


This example quiz is NOT for marks.

Your real CJMC competition will be 90 minutes long and consists of 15 multiple-choice questions.

This example has a ten minute time limit and is only two questions long.

Remember that on the CJMC, if you leave a question blank, you will get 1 point, but if you choose the wrong answer, you get zero points.


Be sure to click the bottom button **Submit for Evaluation** to hand it in.



Submitted successfully!

Assignment submitted and ready for grading.

You can resubmit until **Friday, November 8, 2024 12:30 am (Pacific Standard Time)** if needed.

 Edit and resubmit

Comments? Questions?

This concludes the Teacher Guide for ONLINE running of the CJMC. If you have any comments or questions, please contact us as early as possible: competitions@cms.math.ca